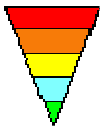


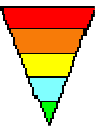
The Definitive Guide to the Longfield Leg-ability Search Trial

Summary



Aim to arrive at Longfield between 10:45 and 11:00.

Help yourself to a hot or cold drink and nibbles. Be ready to start at 11:15 (individuals) and 11:30 (pairs). Using the map and tables you are given (details below) find small boards in the fields and woods of Longfield and record the numbers on them. Boards = Points, so the more boards you find the more points you will score. Those with the most points win prizes. If you are the first to find all the boards (31 in total) you will win a treasure cache too! You'll have two hours (plus an extra 15 minutes for individuals) to complete the challenge. Now for some detail ...



Searching for Boards

At the start, each individual/pair will receive the following:

- 1) A map of Longfield split into a grid A to L (horizontally) and 01 to 33 (vertically). Each of the squares represents an area of approximately six metres by six metres. (see below)
- 2) A table of Location numbers. (see below)
- 3) A table representing the "Code Board Triangle" (see below) with a location number already entered for one of the first level boards A1 to A16. Each individual/team will have a different starting "A" board so that all aren't all looking for the same board at the start.

Supposing for 3) you are given the location number for A1. In the sample Triangle table below you'll see a **71** under A1. Look up location **71** and you'll see it refers to grid square K18.

Navigate your way via the map to the grid square K18 on the map. At this location you will find a small board looking something like this:



Write the "8" in your Triangle Table below the shaded box for A1. This is evidence that you have found the board for A1 and you will score one point. The "37" and "62" are the location numbers for A2 and A9 respectively – indicated by the box above A1 on the Triangle Table. Look up 37 and 62 in the Location Table. A2 can be found in grid square E16 (37) and A9 in G22 (62). Now go to A2 and A9 to search for similar boards.

Suppose you go to A2 and find this board:



Write the "7" in your Triangle Table below the shaded box for A2. This is evidence that you have found the board for A2 and you will score one point. The "24" and "75" are the location numbers for A3 and A10 respectively – indicated by the box above A2 on the Triangle Table.

Look up 24 and 75 in the Location Table. A3 can be found in grid square K22 (24) and A10 in H15 (75). You can now go to A3 and A10 to search for similar boards, **and** you can also go to B1. The "8" and "7" you've recorded below A1 and A2 **is also** above B1 so the location number of 87 – grid square H21 – is where you will find the board for B1.

At the "B", "C", "D" and "E" locations the boards will be smaller (and more difficult to find) and will contain just one number – like this:



Write the "3" in your Triangle Table below the shaded box for B1. This is evidence that you have found the board for B1 and you will score two points. The "3" is also the first half of the location number for C1.

You should see from this progression that once you have found all the “A” boards, you will know the location of all the “B” boards. Finding all the “B” boards will lead you to all the “C”s. The “C”s lead you to “D”s; the “D”s to the single “E”, scoring points for every board that you find.

17

At “E1” there will be a board like this:

This is the location number for the “Treasure”. Bring the treasure to the finish, which you can keep, and score a bonus 20 points.

Some of the grid squares will have compass points appended to them which will narrow your search area. For example, a reference of A17NE will mean the north-east (top-right) corner of grid square A17 i.e. an area approximately three metres by three metres; B25W will mean the west (left) half of grid square B25 i.e. an area approximately three metres by six metres.

Equipment and Safety

Good walking shoes are mandatory.

All boards will be easily visible (if you are searching in the right place!), so climbing trees or fences, dredging through ponds, opening doors or fighting through brambles is totally unnecessary. If you feel the need – you are in the wrong place.

If you have a child accompanying you, please supervise them closely. There are ankle-swallowing rabbit holes and barbed wire fences in a few places.

When you find a board please contain your excitement otherwise you will reveal its location to other competitors who might be close by.

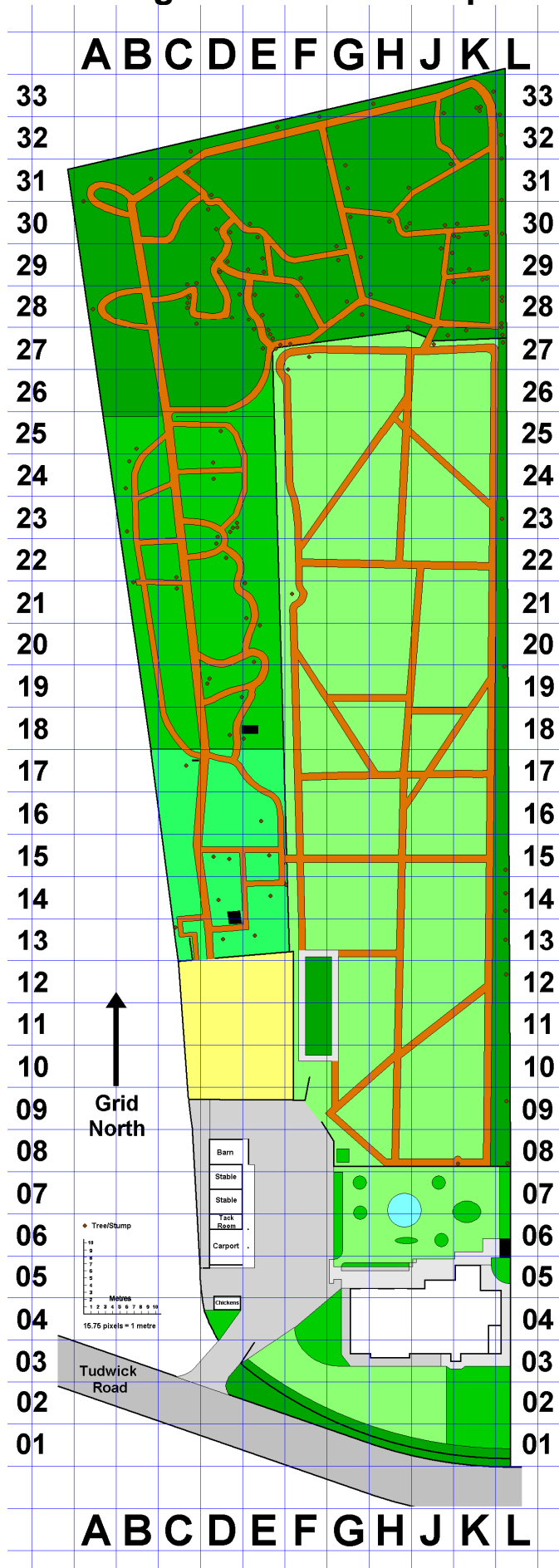
Timing and Totals and Prizes

You will have until 13:00 to find the boards. If you book in at the finish before then the points that you score will be your final score.

For every minute after 13:00 you will lose a point; so if you score 45 points, but finish at 13:19, you’ll have 19 points deducted. Finish after 13:30 and you score no points and will have missed all the prime lunchtime goodies!

The top scores will be rewarded with medals. The first to find all the boards will win a treasure cache too.

Longfield Treasure Map



Sample Location Table

Loc. No.	Grid Ref	Loc. No.	Grid Ref	Loc. No.	Grid Ref	Loc. No.	Grid Ref	Loc. No.	Grid Ref
01	G24	21	E26	41	G20	61	J25	81	H27
02	A31	22	J09	42	L10	62	G22	82	L02
03	E31	23	E14	43	D05	63	E13	83	E18N
04	F17NE	24	K22	44	E10E	64	H18	84	J18
05	D04	25	J08	45	K28	65	J23S	85	E27
06	G10	26	B22	46	C28	66	B23	86	J21
07	E11	27	F27NW	47	L08	67	L22	87	H21
08	F29N	28	E20	48	E23SE	68	E28	88	H24
09	B26	29	K08	49	F25	69	E22	89	C23
10	K07	30	K25	50	E30	70	F19SW	90	J31
11	E29	31	C25	51	D10	71	K18	91	E12
12	H12	32	L28	52	C18	72	C27	92	J14
13	E17S	33	D14W	53	G12	73	L17	93	D07
14	J03	34	H30	54	K11	74	G14	94	L15
15	C26	35	D15	55	E15	75	H15	95	F21
16	K30	36	J12	56	B24	76	F23	96	E19SE
17	D12	37	E16	57	J11	77	D09	97	K15
18	E21	38	K21	58	L24	78	G26	98	L30
19	K20	39	L27	59	E24	79	J30	99	G16
20	G18	40	E25	60	J26	80	J28		

Sample Triangle Table

Next Boards	A2 A9	A3 A10	A4 A11	A5 A12	A6 A13	A7 A14	A8 A15	A1 A16	A1 A10	A2 A11	A3 A12	A4 A13	A5 A14	A6 A15	A7 A16	A8 A9
	A1	A2	A3	A4	A5	A6	A7	A8	A9	A10	A11	A12	A13	A14	A15	A16
Location Number	71	37	24						62	75						
1 point	8	7														
	B1	B2	B3	B4	B5	B6	B7	B8								
2 points	3															
	C1			C2			C3			C4						
4 points																
	D1						D2									
8 points																
	E1															
16 points																
20 points	Treasure?						Start Time:						Finish Time:			